

# NEXT STEPS

This step-by-step guide contains everything you need to know (and do) to become an Alverno graduate student.

## ○ File the Free Application for Federal Student Aid (FAFSA)

As a graduate student, you are eligible for federal aid. Visit [fafsa.gov](https://fafsa.gov) to get started.

## ○ Visit Alverno College

Take a tour and meet faculty in your degree program. Learn more at [alverno.edu/visit](https://alverno.edu/visit).

## ○ Vaccine mandate

All Alverno faculty, staff and students who attend classes on campus and/or use in-person services must be fully vaccinated against the COVID-19 virus. In order to start the spring 2022 semester, new students must submit confirmation of vaccination status or apply for a medical or religious exemption. Instructions will be sent via email near the start of the semester.

## ○ Access your Campus Network Account

Your username and temporary password are included in this booklet. Reset your temporary password at [alverno.edu/passwordreset](https://alverno.edu/passwordreset). This gives you access to your email and other campus networks.

## ○ Access your Alverno email

Your email account is through Office 365. Visit [student.alverno.edu](https://student.alverno.edu) and enter your Alverno email address, which is attached to this booklet, and your account password. You will begin receiving important information, including financial aid and registration information, at this email.

## ○ Get acquainted with IOL

Our secure [iol.alverno.edu](https://iol.alverno.edu) site is the hub for many important student transactions. Pay your tuition, search and register for classes, maintain your student information and more.

## ○ Pay your enrollment deposit

Through IOL, you can secure your acceptance by paying your \$100 enrollment deposit, which counts toward your tuition.

## ○ Accept your federal loans

If you are taking out federal loans, you need to accept, decrease or decline your loans at [studentloans.gov](https://studentloans.gov). You also should complete the Master Promissory Note and Entrance Counseling.

## ○ Sign your Educational Loan Agreement

Alverno requires all students to acknowledge an Educational Loan Agreement (ELA) and to establish a payment plan before the semester begins. Your ELA will be available in IOL under the Financial Aid section. If you have any questions, contact the Student Accounts Office at [student.accounts@alverno.edu](mailto:student.accounts@alverno.edu) or **414-382-6262**.

## ○ Get acquainted with Moodle

Moodle is Alverno's official student portal. Faculty post syllabi for your courses, provide access to course materials and conduct online activities. Visit [moodle.alverno.edu](https://moodle.alverno.edu).



# RESOURCES

Campus resources are available to all graduate students to assist in the successful completion of your degree.

## Financial Aid

We know the financial aid process can be daunting, but our Financial Aid advisors can help you at every step to ensure you understand the investment you are making. For more information about meeting the cost of your Alverno education, contact our Financial Aid advisors at [financial.aid@alverno.edu](mailto:financial.aid@alverno.edu) or [414-382-6262](tel:414-382-6262).

## Student Accessibility

The Office of Student Accessibility supports students who have a physical, sensory, learning and/or psychological disability. For more information, please contact Colleen Barnett, coordinator for student accessibility, at [414-382-6026](tel:414-382-6026) or [colleen.barnett@alverno.edu](mailto:colleen.barnett@alverno.edu).

## Technology Services

The Technology Services Help Desk can answer your questions about your campus network account, IOL, Moodle and other network services. Please call [414-382-6700](tel:414-382-6700), email [helpdesk@alverno.edu](mailto:helpdesk@alverno.edu) or visit [alverno.edu/Tech-Services](http://alverno.edu/Tech-Services).

## Alverno Library

As an Alverno student, you have access to books, journals, databases and so much more, including individual assistance from an Alverno librarian. For more information, please call [414-382-6062](tel:414-382-6062) or visit [alverno.edu/Library](http://alverno.edu/Library).

## Counseling and Health Services

Not just for our undergraduate students, our Counseling and Health Services team is committed to addressing all students' mental health concerns through direct service to individuals. Learn more at [alverno.edu/wellness](http://alverno.edu/wellness).

## GET CONNECTED!

Your Alverno Campus Network Account information is included in this folder. You will use your account to access your email and other important campus networks. To enroll in the system and reset your password, visit [alverno.edu/passwordreset](http://alverno.edu/passwordreset).


If you have any questions, please call the Technology Services Help Desk at [414-382-6700](tel:414-382-6700).





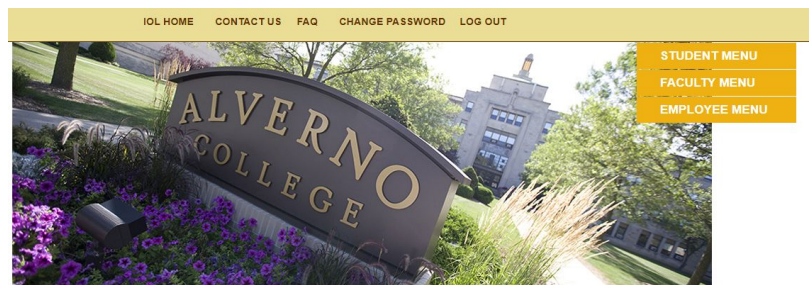
## Paying your enrollment deposit online

1. Go to [iol.alverno.edu](http://iol.alverno.edu) and click “log in” along the top.



2. Fill in your Alverno network username and password and click “submit.”

3. After successfully logging in, you will return to the main page. Click on “Student Menu” in the upper right corner.



4. You will be taken to a page with multiple options. Under Financial Information, click on “View Account and Make Payments.”



## Paying your enrollment deposit online

5. You will be taken to our Self Service portal. The option to pay your \$100 deposit will appear. Click on the “select” box on the left. This will automatically populate \$100.00 in the right column.

Select	Item	Payment Group	Date Due	Amount Due	Amount to Pay
<input checked="" type="checkbox"/>	Enrollment Deposit	20	5/1/2019	\$100.00	\$ <input type="text" value="100.00"/>

6. Scroll to the top of the screen and choose a payment method. Click next on “Proceed to Payment.”

Make a Payment  
Use this page to make a payment on your account.

**Alert: PRIOR TO MAKING A PAYMENT, PLEASE BE SURE TO CHECK YOUR ACCOUNT BALANCE ON YOUR ACCOUNT STATEMENT, WHICH CAN BE FOUND UNDER FINANCIAL INFORMATION IN IOL.**

If you have a past due balance and are paying with an online check, your registration hold will be ended in 14 days. Due to federal truth-in-lending regulations, we require all students to acknowledge the Educational Loan Agreement (ELA) every semester they are enrolled regardless of how their tuition is being paid. The ELA can be found under Financial Information in IOL.

Total Payment : \$100.00

Choose a Payment Method  
Credit Card  
Online Electronic Check

Proceed to Payment Create Payment Plan

Collapse All

Please Note: Amounts Due may include credit amounts.

7. A new screen will appear called Payment Review. Click on the “Pay Now” button.

Payment Review  
Review your Payment information below

Payment Review  
You have chosen to pay the items below. If you agree to pay these items, click the Pay Now button below. You will be taken to a secure web site to enter your payment information. Thank you for your payment.

Item	Amount
Enrollment Deposit	\$100.00
Total Payment Amount	\$100.00

Payment Method: Credit Card

Pay Now

8. A new screen will appear. Enter the required payment fields, select continue and then submit.


Alverno College  
Student System - TEST

PAYMENT INFORMATION > PAYER INFORMATION > REVIEW & SUBMIT > COMPLETE

Payment Amount  
\$100.00

Payment Method  
New Card

Card Number Expiration Date Security Code [What is this?](#)



Cancel Please note you will not be charged until you Submit at end. Continue

This page supports 128-bit SSL encryption as verified by DigiCert

[PRIVACY POLICY](#) | [Complaints](#) | [Legal Notices](#)  
 Copyright © 2019 Digital Payments Corporation. All Rights Reserved.  
 Digital Payments Corporation is a licensed money transmitter in all states, the District of Columbia, and Puerto Rico. Official Payments is not required to be licensed as a money transmitter in Indiana, Massachusetts, Montana, New Mexico, South Carolina or Wisconsin.

